





















ZX-TOWER™ DRIVE ADAPTER GUIDE

INTERFACE	BUILT-IN/ADAPTER REQD	LOGICUBE ADAPTER	DESCRIPTION	MAX NUMBER USED PER ZX-T	PHOTO
3.5" SAS	Built-in	N/A		8	
3.5" SATA	Built-in	N/A		8	
2.5" SATA	Use optional drive cartridge adapter	F-ADP-Z-2.5-STA	ZX-T 2.5 inch to 3.5 inch SATA drive cartridge adapter. Supports 2.5 SATA drives that are 9mm or less in height	8	
2.5" SATA/SAS +9mm height type	Use optional drive cartridge adapter	F-ADP-Z-2.5-SAS	ZX-T 2.5" to 3.5" SAS/SATA drive cartridge adapter. Supports 2.5" SAS/SATA, including 2.5" drives higher than 9mm	8	
2.5" SAS	Use optional drive cartridge adapter	F-ADP-Z-2.5-SAS	ZX-T 2.5" to 3.5" SAS/SATA drive cartridge adapter. Supports 2.5" SAS/SATA, including 2.5" drives higher than 9mm	8	
3.5" IDE	Use optional Extension adapter+ drive adapter	F-ADP-Z-2.5-IDE	SATA to 2.5/3.5" IDE Adapter	8	
		F-ADP-SATA-X-ZC	ZX-T SATA/SAS Extension adapter	8	
1.8" IDE	Use optional Extension adapter+ drive adapter	F-ADP-Z-1.8-IDE	1.8" IDE to SATA	8	
		F-ADP-SATA-X-ZC	ZX-T SATA/SAS extension adapter	8	
2.5" IDE	Use optional Extension adapter+ drive adapter	F-ADP-Z-2.5-IDE	SATA to 2.5/3.5" IDE adapter	8	
		F-ADP-SATA-X-ZC	ZX-T SATA/SAS extension adapter	8	
eSATA	Use optional Extension adapter+ drive adapter	F-CABLE-ESATA	Logicube eSATA cable - use with power plug that is included with extension adapter	8	
		F-ADP-SATA-X-ZC	ZX-T SATA/SAS extension adapter	8	
1.8" IDE ZIF	Use optional drive cartridge adapter + drive adapter	F-ADP-Z-2.5-SAS	ZX-T 2.5" to 3.5" SAS/SATA drive cartridge adapter. Supports 2.5" SAS/SATA, including 2.5" drives higher than 9mm	8	
		F-ADP-ZIF-1.8PK	Includes 1.8" ZIF IDE to SATA adapter (F-ADP-Z-1.8-IDE) and 1.8" ZIF to IDE Adapter (F-ADP-ZIF-2)	8	
microSATA	Use optional drive cartridge adapter + drive adapter	F-ADP-Z-2.5-SAS	ZX-T 2.5" to 3.5" SAS/SATA drive cartridge adapter. Supports 2.5" SAS/SATA, including 2.5" drives higher than 9mm	8	
		F-CABLE-MCRSATA	1.8" microSATA cable	8	
mSATA	Use optional drive cartridge adapter + drive adapter	F-ADP-Z-2.5-SAS	ZX-T 2.5" to 3.5" SAS/SATA drive cartridge adapter. Supports 2.5" SAS/SATA, including 2.5" drives higher than 9mm	8	
		F-ADP-Z-MSATA	mSATA to SATA adapter	8	
M.2-PCIe SATA-type	Use optional drive cartridge adapter + drive adapter	F-ADP-Z-2.5-SAS	ZX-T 2.5" to 3.5" SAS/SATA drive cartridge adapter. Supports 2.5" SAS/SATA, including 2.5" drives higher than 9mm	8	
		F-ADP-M.2-SATA	M.2 PCIe SATA-Type connects via the SAS/SATA cables supplied with the ZXi	8	
M.2-PCIe AHCI-Type	Use optional adapters	F-ADP-M.2-USB3	M.2 PCIe AHCI-Type connects via the USB3 ports	4	
Flash drives	Use optional adapter	F-ADP-FLASH-RDR	Multi-card reader -connects via USB 3.0 port	4	